



Elmhurst Academy  
~ RIVER CLASSROOM ~

**"Riflessione"**

April 20-May 1, 2020

Mrs. Webber, Ms. Hart, Ms. Miner, Mrs. Flores and Mrs. Doherty

*A private, independent Reggio Emilia inspired  
early childhood school.*

"Some days, doing 'the best we can' may still fall short of what we would like to be able to do, but life isn't perfect on any front-and doing what we can with what we have is the most we should expect of ourselves or anyone else." - Fred Rogers

**Learning from Home:**



CC and her brother, Lincoln, celebrate Earth Day by working together to create a beautiful picture of the Earth!



CC and Lincoln don't let the lack of baseball season stop them from celebrating the Cubs!






Mila participates in a variety of at-home learning activities. She uses the edge of the flower bed as a balance beam, practices driving her scooter, takes her baby, "Sweetheart," for a walk, draws shapes with chalk on the driveway, explores some purple flowers in the garden, experiments with sand in the sandbox, takes some important work calls, practices drumming during a Zoom meeting, and saves the world as a superhero with her brother, Jack!








Michaela participates in a variety of fun and creative at-home learning activities! She plays in the snow with her sisters, she paints and colors, and she takes her baby on a walk through the neighborhood. Michaela has also taken an interest in gardening! She helps plant some seeds and water the garden, and is also raising caterpillars that will soon turn into butterflies! Michaela also enjoys helping in the kitchen. She is excited to decorate donuts that her Aunt delivered and help her mom make some delicious pizza!





## E-Learning:



On Tuesday, April 21st, Mr. and Mrs. Webber performed a shadow puppet show for the River students. They taught the students how to create a duck, a dog, a bunny, and an elephant and sang some songs like *3 Little Ducks that I Once Knew*, *BINGO*, and *Little Bunny Foo Foo*.



To recreate shadows at home, all you need is a dark wall and a flashlight shining onto the wall. Here are some examples of animal hand shadows using one and two hands. We would love to see any photos of hand shadows made at home.




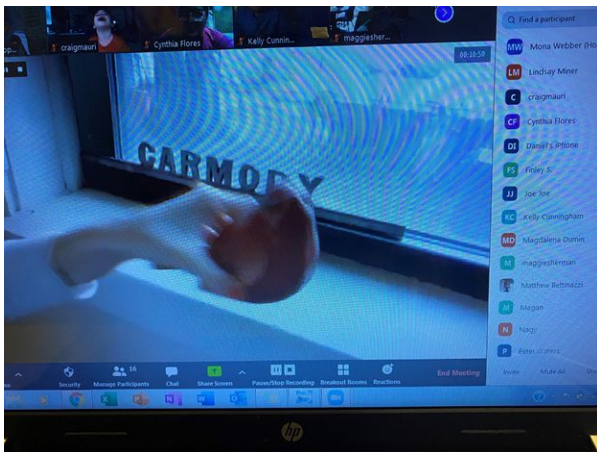




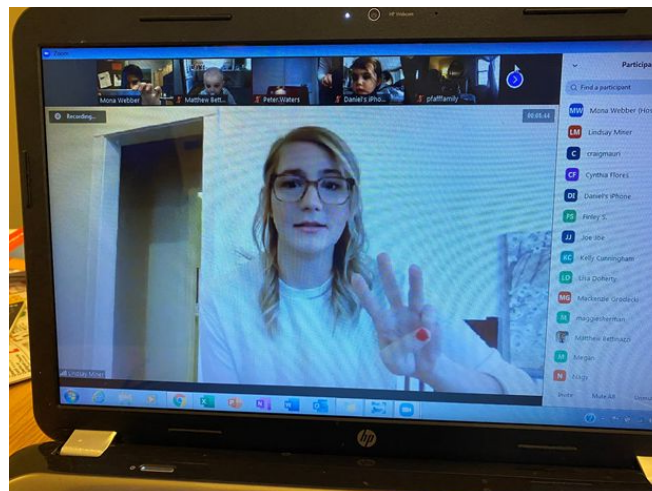
In celebration of Earth Day on Wednesday, April 22nd, Mrs. Doherty shared a nature-based art project with the River students. First, Mrs. Doherty shared several different natural materials that could be collected and used for the project such as: pine needles, pine cones, flowers, and flower buds. Next, Mrs. Doherty flattened out a circle of play dough and demonstrated how the students could roll or press the different natural materials into the play dough to create different nature impressions. After completing the impression, Mrs. Doherty showed the students that they could use a cookie cutter to cut the play dough into a different shape and demonstrated how they could poke a hole in the top of the impression, give it time to dry, and then attach a string through the hole to make a necklace or decoration.



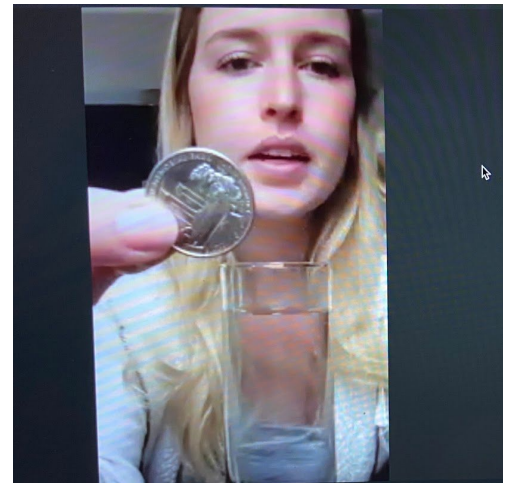





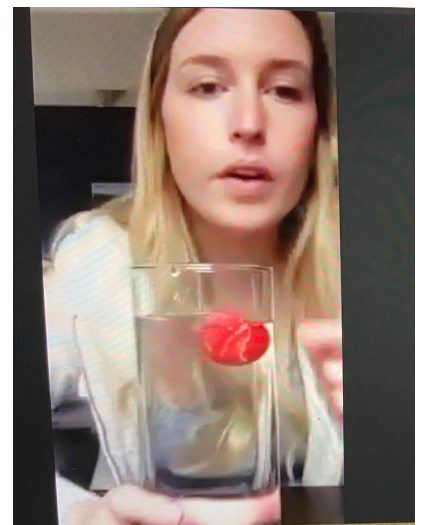
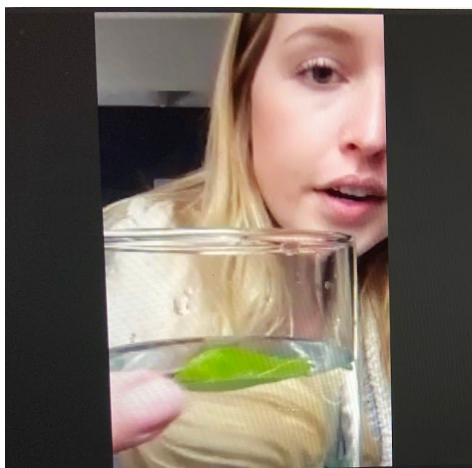
During Environmental Education for the month of April, the students began to learn about Ornithology: the study of birds. Through home learning opportunities, the students began to observe different birds as they went on nature walks with their families. On Thursday, April 23rd, Ms. Miner lead the River Students on a bird hunt throughout her apartment. The students went from one room to another in the search of finding different birds. We spotted birds hiding by the tea kettle, near a window, in different paintings, and by her keyboard. Her cat Meeko was there to offer some help as she heard the birds chirp and tweet when they were found.








On Friday, April 24th, Ms. Hart led the River students in a Sink-Float science experiment. She showed the students that she had a jar of water and explained that she was going to experiment with several household items to determine whether they would sink or float. Ms. Hart explained that items that are heavy are more likely to sink and items that are light are more likely to float. Next, Ms. Hart dropped each item into the jar of water and the students could see if the item would sink or float. Items that floated included: a leaf, a bouncy ball, a stick, a branch, and a cork. Items that sank included: a quarter, a rock, a ring, and a paperclip.







On Tuesday, April 28, Mrs. Flores and Mrs. Webber led the River students in a social-emotional Zoom session. Mrs. Flores began the session by reading, *The Feelings Book*. This book labels the many different emotions that we can feel. Next, Mrs. Webber told a social story with some very special guests! The River students were excited to find out that Sam and Sally had joined us for our Zoom session! Sam and Sally had a few questions for Mrs. Webber about why their routines have looked different over the past month such as, "Why can't we go to the park?", "Why are some people wearing masks?", and "Why can't we go to school and see our friends?" Mrs. Webber explained that there are some extra germs being spread around right now and that we are all staying at home and wearing masks to keep one another safe. Sam and Sally also talked about how these new routines might make them feel sad, scared, and disappointed, but Mrs. Webber was there to remind them that we are all in this together and that our families, teachers, and friends are still there to help them through any big emotions they may be feeling! Mrs. Webber then asked each student what they missed about school and the answers included: friends, teachers, going outside, singing at school, loviess, dinosaurs, babies, and purses.



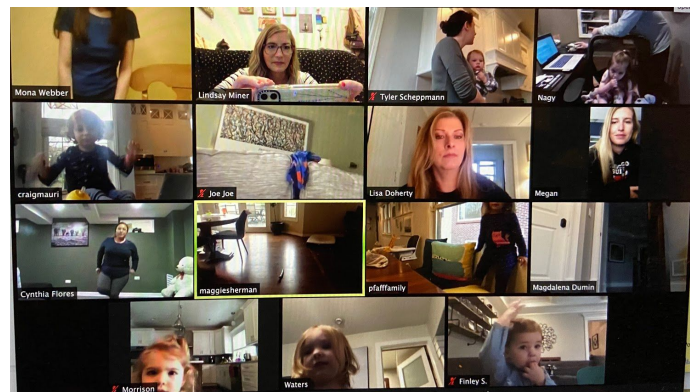




Mrs. Flores led the River students in a fun movement game after French class. She called on students one at a time and asked them, "What is the first letter of your name?" After the student answered with the correct letter, the class participated in a different movement activity. Mrs. Flores called on four friends this week and will continue to call on different friends each week after French. The four friends Mrs. Flores called on this week were: June, Fiona, CC, and Mila. After identifying the letter, "J" for June, the class jumped up and down together ten times. Fiona correctly stated, "F" for Fiona and the class hopped on one foot together five times. The River students flapped their arms like a bird ten times after CC identified the first letter of her name as, "C!" and after Mila correctly stated, "M" for Mila, the River students spun around in a circle five times.

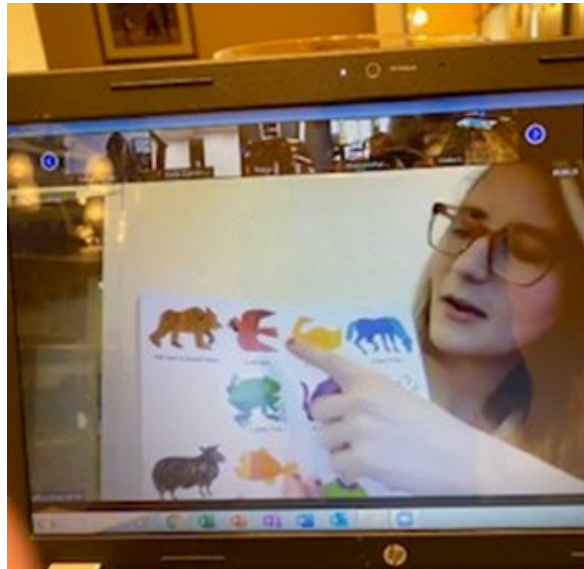


June was eager to be called on by Mrs. Flores and quickly began to hop up and down.



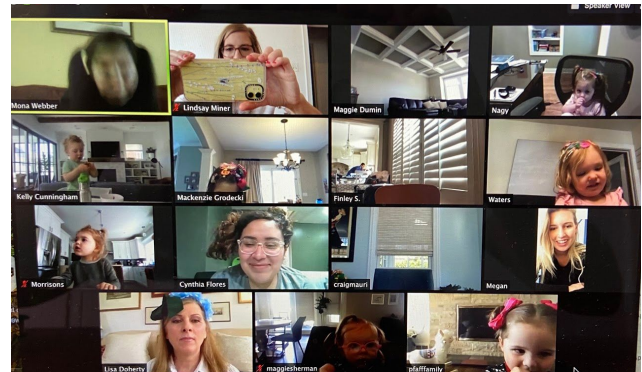


On Thursday, April 30th, Ms. Miner read one of our favorite books: *Brown Bear, Brown Bear, What Do You See?* After reading the story, she lead the students on a Bear Hunt in her apartment where we had to locate five bears hiding. The bears were found hiding in her bedroom by some books, in her kitchen by the coffee maker, in her living room by a pillow and in a record player, and finally in a cave (a.k.a Meeko's hiding spot).



On Friday, May 1st, the River students were excited to participate in Crazy Hair Day! The students showed off their "crazy" clips, bows, and ponytails!

June enjoyed Friday's zoom session and shows off her many, many clips as part of Crazy Hair Day.



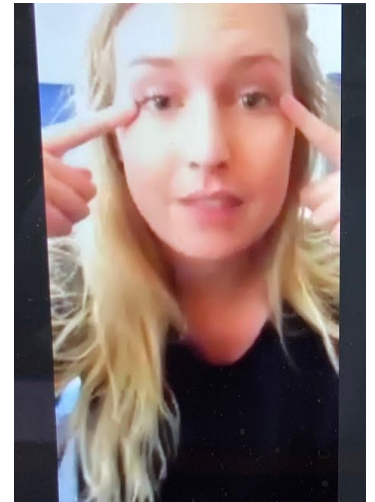




On Friday, May 1st, Michaela shared something very special and exciting with her River friends: she is fostering caterpillars at her house! Mrs. Grodecki joined the Zoom session and referenced *The Very Hungry Caterpillar* to show the students how their caterpillars had started very small, but had eaten all of their food and become big caterpillars. Soon, the caterpillars will go into their chrysalis's and eventually become butterflies. Michaela was eager to show her friends her caterpillars and they could see that the caterpillars were hanging onto the tops of the jars, getting ready to go into their chrysalis's. Thank you, Michaela and Mrs. Grodecki, for sharing with the River Classroom!

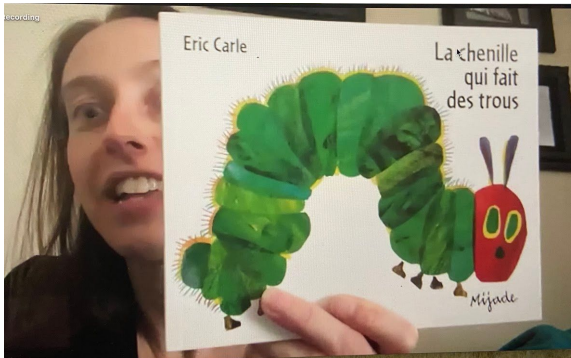


Mrs. Doherty showed the River students how they could make nature faces at home. First, Mrs. Doherty shared some of the items that the students could use, such as leaves, flowers, pine cones, sticks, and branches. Then, Mrs. Doherty demonstrated how the students could arrange these items onto a piece of paper to create a face using sticks as the nose, chin, and mouth, leaves, flowers, and branches as the hair, and pine cones as the eyes. After the activity, Ms. Hart sang a River Classroom favorite: *Everybody Has A Face!*



## **Enrichments:**

**Foreign Language:** In French class, students read Eric Carle's *La Chenille qui fait des trous* (The Very Hungry Caterpillar), naming the colors of the foods and counting them. They sang *Un, deux, trois* waving their hands in the air at the number *dix* for the 10 foods the caterpillar ate on Saturday. Finally, they searched for *la chenille* under *les feuilles* (colored leaves). ~Mrs. Lardin





**Art:** Ms. James joined us for a science and art lesson on Thursday, April 30th. She mixed everyday ingredients together to make shades of red, purple and pink. You can try this at home too!

Litmus test liquid: RED/PURPLE cabbage juice.

- Blend/puree half of the cabbage (the smallest cabbage you can get, you don't need a lot at all) with about 2-4 cups of water. strain liquid into a container
- you can test anything! I usually go for anything citrus, it will turn bright pink. baking soda turns dark blue, milk of magnesia also turns blue. it might be interesting to test the water from your tap, the hose outside, or rainwater :)

Today I used lemon juice (that I found in the fridge) vinegar, baking soda, and coca-cola.



**Creative Dance and Movement:** Please see videos shared by Mrs. Burdi on the Google Classroom. This week we are continuing our Musical Theatre unit! Since this style fuses steps from many of the dance genres, the students will get to follow Ms. Burdi along to some jazz, tap, creative movement and ballet dances. Be sure to check out the new Ballet Barn Dance at the end, it's super fun!

**Music:** River students have continued to learn about types of drumming with an introduction to bongos and playing with their hands. Drums are a great opportunity to practice making sounds and experimenting with fast and slow, loud and soft, as well as an introduction to steady beat; most important, playing the drums is fun! We also continue singing fun songs with actions that help us understand our bodies and which parts are which. Songs also include hearing and singing high and low sounds. ~ Ms. Wegner



June and CC follow  
along with Mrs.  
Wegener singing *The  
Wheels on the Bus*.

**Parenting Tip:**

<https://www.pbs.org/parents/thrive/parenting-during-coronavirus-you-are-enough>

<https://childmind.org/article/supporting-kids-during-the-covid-19-crisis/>

**Classroom and School Reminders:**



- Elmhurst Academy will remain closed through Friday, May 29,, 2020
- Please continue to check the updated River Google Classroom for activities from teachers at Elmhurst Academy and be on the lookout for more activities to do at home with your children.