



Elmhurst Academy  
~ PRAIRIE CLASSROOM ~

*"Riflessione"*

September 9-20, 2019

Mrs. Pike, Mrs. Atkinson, Ms. Allison & Ms. Nowicki




*A private, independent Reggio Emilia inspired  
early childhood school.*



Star Student




The week of September 9-13, **Ethan** shared with his classmates his firsts, his weekend with Athena, and his favorite book. Ethan was also snack helper and brought in 14 toys in his estimation jar.





The week of September 16-21, **Henry** shared with his classmates his firsts, his weekend with Athena, and his favorite book. Henry was also snack helper and brought in 18 cars in his estimation jar.





## **Mystery Reader:**

On September 11 and 12 we welcomed Mr. and Mrs. Brown. They shared some of Ethan's favorite books. Thank you so much for reading to us. We loved the stories!



## **Global Studies: Italy and Reggio Emilia**



All over Italy, including Reggio Emilia, many chapels and buildings are elaborately decorated by famous artists of the day. The Basilica di San Prospero is no exception. The Prairie class got the chance to see how Michelangelo felt when he was commissioned by the Pope in 1508 to paint the ceiling of the Sistine Chapel. He worked for four years, painting upside down on a scaffold to finish the painting. Paper was placed on the underside of a table and the children lay on their backs and drew pictures under

the table. They were asked if they thought it was easy or hard to paint lying down.





During the week of September 16, the Prairie students took a virtual tour of Italy through the web site [www.airpano.com](http://www.airpano.com). After looking at the geography of Italy, the children were given a picture of Italy copied on cardstock, they then filled in the shape of the country with different types of pasta. Pasta is part of almost every meal in Italy.





## Math:

During the month of September, the Prairie students will be taking a closer look at the colors and shapes in their environment. During the first week each child was given a color wheel. Next, they gathered up natural items in various colors and taped the flowers, leaves and other natural items to the corresponding color on the wheel.



During the week of September 16, the Prairie students completed a shape hunt. Each child chose a felt piece shape and then went on a hunt to find the same shape in their environment. Once the shape was discovered, the children took a picture of the object that represented the shape of choice.









## **Literacy:**

During the month of September, we will be focusing on our friends favorite books and the importance of fostering an appreciation and love for literacy. This week we took time to talk with each of our friends about their favorite book from home and why we love it so much. The students were so engaged and excited to learn about all these different books creating an enthusiasm to expand their knowledge of new authors and stories. Our classroom has a real passion for literacy and we cannot wait to continue growing upon that interest!



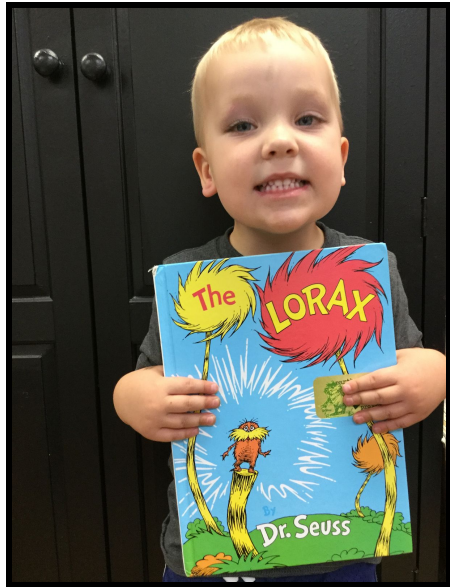
"Corduroy is hiding" -Jack




"I need it, its funny." - Liam



"The Lorax speaks for the trees." - Harvey



"I love it. I like turning the pages." - Brody



During the week of September 16th each student had the opportunity to tell their own story by drawing a picture and providing us details about it. This way we were able to create a collaborative class book of different stories from all our friends. Some of the students made up their own stories with favorite characters from different books or new characters. Others decided to draw a picture of their favorite story they have heard from home.



## Science:



This week in science we put the focus on bugs and our natural environment. The Prairie classroom has been so intrigued by the bugs we find outdoors. This sparked our interest to do a science experiment with roly poly bugs in a built maze using magnetiles. First, we gathered up roly poly bugs that we found outside by moving logs and searching under wood chips. Each student had their own roly poly and gave their prediction on whether they thought their bug would go to the apple end or the tomato end. 15 students thought it would go to the apples and 8 thought it would go to the tomato. The bugs did go to both ends to eat, but more went to the apples.

The students loved watching their bugs run to each side of the maze. In the end, we concluded that maybe they went to the apples because we love eating apples so much in the Prairie classroom. Encouraging a love of the outdoors and exploration with bugs and experimentation was a great way to introduce science this school year!





During the week of September 16th we talked about the importance of fossils in the discovery of dinosaurs. We then incorporated our interest of bugs and created bug fossils using clay. The students had a great time exploring how the clay moves and feels and how the different bugs looked when we made imprints with them. We also talked about the different names for each of the bugs expanding our intelligence and awareness of the bugs around us outside.



## Yoga:



Throughout the month of September, the Prairie students will be practicing different calming yoga breaths and guided meditation. During peace week the students first laid down and closed their eyes as they listened to a guided meditation to feel the Earth and listen to the sounds around them in order to be calm and feel peace in their bodies. Next, the children were given feathers to practice some calming breaths. They held the feather in the palm of their hand and blew it gently away from them. We finished our yoga session with a hot air balloon breath and blowing out our five

candles.



## International Dot Day:

On September 13, the Prairie students celebrated International Dot Day. *The Dot*, written by Peter H. Reynolds is a story about a girl; Vasti who believes she is not an artist, until her teacher asked her to make a mark and sign it. Soon Vasti is challenging herself to create different ways to make dots! Coming to the realization that every child is an artist. To celebrate, the Prairie students made



their own mark by drawing circles in the sand, designing watercolor dots and using their fingerprints on a collaborative art piece.



## **Literacy:**

The Prairie students worked on letter recognition and formation as they used natural materials to form the letters of the alphabet. After their letter was complete they took pictures of their work that will be displayed in the classroom.









## **Jolly Phonics:**

**S**-Brody moved his hand in an s shape, like a snake, and said sssss.

**A**-Logan wiggled his fingers above his elbow as if ants were crawling on him and said a,a,a.






## 10 Days of Peace:

Elmhurst Academy's ten days of Peace began on September 11 and ended on September 20 with our annual peace pledge.

The students during the week participated in different activities and discussion about peace. The Prairie students mixed up a batch of calming dough to be exchanged with the other classrooms as a peace gift. They also created a beautiful ribbon peace pledge gift to decorate our peace pole, enjoyed a peace dove sign from Lakeview, a peaceful song by River and



spent time reading with the Woodland students. As the Elmhurst Academy Community Celebrated Peace week the students became active participants in Global Goal 16.



## Spanish:

¡Bienvenido al Nuevo año escolar! Students eased back into Spanish as we greeted each other and got to know new friends using common Spanish greetings. They watched a video of *El Alfabeto*, which we will practice every week. They listened to two of their favorite books. First, we read *La Araña Muy Ocupada* por Eric Carle. Then, we read *Oso Pardo, Oso Pardo, Qué Ves Ahí?* por Bill Martin Jr. They sang uno, dos, tres and waved their hands in the air at the special number 10 (diez). Finally, they high fived their favorite colors and named them in Spanish. ~Mrs. Lardin





## Environmental Education:

To celebrate the beginning of the 10 Days of Peace and become acquainted with their outdoor learning environment, Woodland students went on a Gratitude Scavenger Hunt. Each student picked items from the gardens that were their favorite color or made them smile. Students used their senses to feel, smell and even taste some of the plants in our gardens and described what they saw and felt. Students then investigated the vermicompost bin. The compost bin will be used to compost vegetable waste with the help of red wigglers hidden in the dirt. ~Ms. Schaller



Art Enrichment: "I will write peace on your wings and you will fly all over the world." ~Sadako Sasaki

We began our Art classes this year by celebrating peace art around the world. The Prairie students discussed the symbol of the peace crane and how people from all over the world see it as a statement of kindness, friendship and peace. They each began with a peace crane and gave





it to one of their peers saying "I would like to be your friend." Once they all received an origami peace crane, they decorated them using various colors of paint. These were sent home last week with information about the peace crane project. Students also worked together with other classrooms to paint a friendship bench that will be placed in our outdoor campus as a place to form friendships.  
~Mrs. Flynn



**Creative Movement:** This week the Prairie students had their first dance and movement enrichment class with Ms. Burdi. It was wonderful to see both



familiar and new faces! Our first unit is creative movement and the students were so excited to participate! We began with our stretch sequence, which includes making dance glue, flying our butterfly wings, "garden stretch" and making a pizza. Next we talked about the definition of "creative movement" and we then we had a lot of fun using our imaginations to create movement. We practiced galloping like a horse, marching like an ant, hopping like a bunny, slithering like a snake, and crawling like a bear. We finished with a fun dance to "animal action." ~Mrs. Burdi



## **Healthy Hero:**

Learning about Healthy Habits Vs Unhealthy Habits:



The Prairie classroom participated in an interactive game on the Smartboard that talked about ways in which we can keep our bodies healthy. The children had to decide whether the choice was helpful to our bodies or harmful. For example, drinking water helps our bodies stay hydrated, and drinking soda doesn't help our bodies. The children learned many ways in which they can keep their bodies healthy and happy!

Our first Healthy Hero was...Annie



## Technology:

During technology enrichment, the Prairie students learned what technology is and what technology is not. We also got to practice our drag and drop skills on the smartboard!~Ms. Cleasen



## Handwriting:

We began our Handwriting Without Tears Curriculum by learning a new "Hello," song. The students practiced exercising good social skills with their peers and following directions. We then moved onto learning the names of the different wooden pieces that we will use in the weeks to come to form letters.







Outdoor Exploration:









## School Reminders

- EA will be sponsoring the **NIFB food** drive on September 30th-October 1st for Hunger Action Month this September. (Please see attachment for more information.)
- **Box Tops contest going on now!** The family that turns in the most Box Tops by October 11, 2019, will win **25 free raffle tickets to the Fall Festival** on Friday, October 18, 2019.. Going forward, instead of clipping from packages and checking expiration dates, all Box Tops will be earned digitally by scanning your receipt. The Box Tops for Education team has worked hard to build a NEW-and-improved, user-friendly **Box Tops mobile app**, available now. The new app features state-of-the-art technology that allows you to scan your store receipt, find participating products and instantly add Box Tops to our school's earnings online. Elmhurst Academy is already registered so all you need to do is download the Box Tops app and designate Elmhurst Academy as your school of choice. While the app is continuing to develop through updates, your family can still submit your cut-out box tops and place in a zip-lock bag and drop it off in the marked baskets in your child's classroom Please be sure that the family name is on the bag. You can also take a screen shot in the "My Earnings" in the app and send the information to me directly. Learn more about these changes at: [www.btfе.com](http://www.btfе.com). Any questions, please email Mrs. Webber at [mwewebber@elmhurstacademy.com](mailto:mwewebber@elmhurstacademy.com)
- **Holiday Wreath Fundraiser** has begun! Think ahead to the upcoming holiday season and order evergreen decor for your home early! Order forms can be found in your child's mail folder. Funds raised benefit the growth and enhancement of the outdoor campus and school gardens. Orders are due Friday, October 18th, 2019 and will be delivered the week of the Thanksgiving holiday.



- New **Family Connection Forms!** Did you do something special with your child over the weekend that they would like to share with their classmates? Did you celebrate a special Holiday? Partake in a cultural or heritage tradition that you would like to share? Please fill out a Family Connection Form. Click on link for Family Connection, or downloaded off Elmhurst Academy's Website. Family fills out form; child shares form in classroom and once shared, teacher and child hangs up leaf up front. Our goal is to bridge home and school community, and share cultural practices.

<https://docs.google.com/document/d/17feohQKsTjpAGPcjpWCazKoUy5ldqoQ8SRqcHdEBobU/edit?usp=sharing>

## Classroom Reminders:

- Prairie Classroom Curriculum Night will be held in the Lakeview Classroom on Wednesday, September 25 from 4:30-6:00.



Mrs. Pike, Mrs. Atkinson, Ms. Allison & Ms. Nowicki